

Carol J. Algie

P.O. Box 2852 Blue Jay, CA 92317


1 Card each of the following:

Elegance™ E915 Antique Blue
 Overture® V97 Nevada
 Pebbly Perle® P061 Pale Sky Blue
 Elegance™ E914 Lite Antique Blue
 Cresta d'Oro® C60 White Pearl

2 mm pearls
 3 mm pearls

8" x 8" 18 ct. white mono canvas
 #22 tapestry needle, beading needle

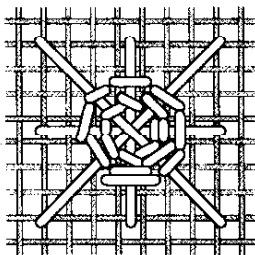
Design size on 18 ct, mono canvas 3" x 3"




STITCHING INSTRUCTIONS:



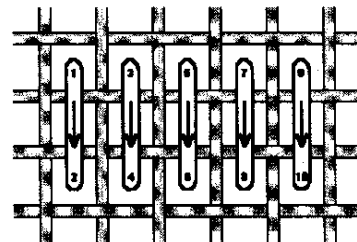
- Begin at the center point with 1 ply V97 Nevada. Work a whipped spider web. Pack firmly.
- Work all Smyrna Cross stitches in E915 Antique Blue. Make all final crosses in the same direction. Watch the diagram – there are Smyrna stitches that step up ½ half step.
- Work Gobelin rows in P061 Pale Sky Blue.
- Work rows of padded Continental in E914 Lite Antique Blue.
- Work long stitches in 1 ply V97 Nevada.
- Work double cross stitches in P061 Pale Sky Blue.
- Work row of Mosaic stitches in E914 Lite Antique Blue.
- Work straight stitches in C60 White Pearl.
- Attach 2mm and 3mm pearls with 2 ply white sewing thread. Double check the photo for placement of pearls.



Whipped Spider Web

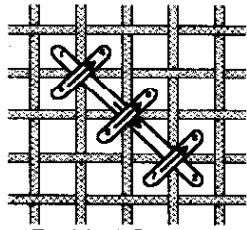


Smyrna Cross

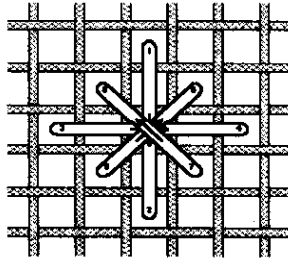


Gobelin

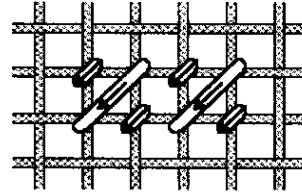
Cool Breeze



Padded Continental



Double Cross



Mosaic

Symbols

	Elegance E915 Antique Blue		2 mm pearl
	Overture V97 Nevada use 1 ply		3 mm pearl
	Pebble Perle P061 Pale Sky Blue		
	Elegance E914 Lite Antique Blue		
	Cresta d' Oro C60 White Pearl		