

# DRAGONFLY<sup>©2001</sup>

## A Karen Hauck Design for Rainbow Gallery

### Material List

8" x 8" — Zweigart #18 Mono Canvas (blush)  
 Stretcher bars to fit; #24 Tapestry Needles;

1 card — Bravo!® A59-Bayou

1 card — Gold Rush 18™ GD110C-Peacock

1 card — Nordic Gold® ND2-Gold

1 card — Grandeur® G824-Antique Mauve

- The wings are Criss-cross Hungarian Stitch in 3 trips. See Master Chart and color legend. Trip 1—2 ply Bravo! (A59). Reverse the direction of one ply. Save the other 2 for the opposite wing. Trip 2— Fill in center stitch (over 3 threads) of each stitch unit using a single strand of Nordic Gold (ND2). Trip 3—Make small Cross Stitches with a single strand of Grandeur (G824).
- The body is stitched in St. George and St. Andrew's Crosses, using a single strand of Gold Rush 18(GD110C). See Diagrams #1 and #2. Eyes are round Rhodes Stitches in Gold Rush 18 (GD110C). See Diagram #3.

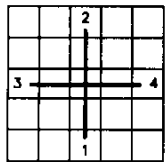
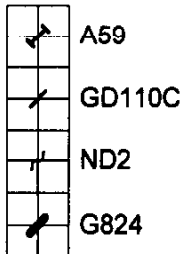


Diagram #1

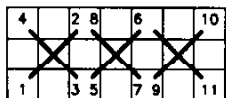


Diagram #2

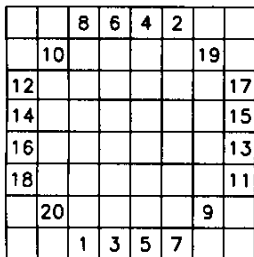



Diagram #3



See many more of our designs  
 and learn about our products at  
[www.rainbowgallery.com](http://www.rainbowgallery.com).

*Rainbow Gallery*

7412 Fulton Ave., #5, North Hollywood, CA 91605

Photocopying of this design is invited.