

# Patchwork Christmas Stocking

A Design by Alice Hall  
especially for *Rainbow Gallery*

Materials: 8" X 10" Mono canvas – Victorian Red  
Stretcher Bars, #22 Tapestry Needles  
One card each of the following fibers:  
Encore ! E20-Carousel  
Petite Frosty Rays® PY345-Dark Christmas Green  
Neon Rays® Plus-NP22-Crimson  
Panache PN15-Ruby Red and PN33-Royal Blue

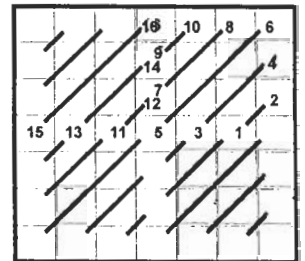
Outline stocking shape onto canvas. Mount on stretcher bars.

Leave one canvas thread between each area. That row can either be done in Continental Stitch, using 2 strands of Panache PN15, or a twisted cord made from 2 strands of Panache PN15, couched down after all areas are completed. Model has twisted cord.

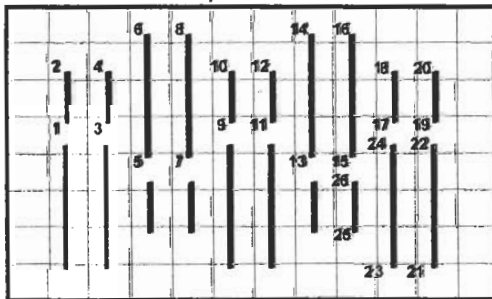
**Area #1: Basketweave** with  
Neon Rays Plus, NP22.  
Start at top right corner and  
fill in 8 rows.



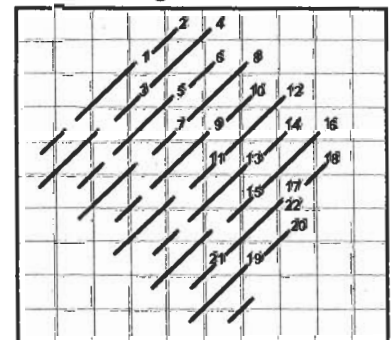
**Area #2: Scotch Stitch**  
with one strand Encore  
E20. Each stitch is over  
3 threads. Fill in 4  
rows covering 12  
canvas threads.



**Area #3: Double Parisian** with Petite Frosty  
Rays PY345. Fill in 3 ½ rows covering 12  
canvas threads. Compensate when necessary.

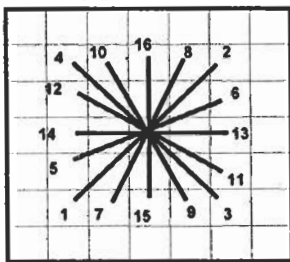


**Area #4: Diagonal Mosaic** with one strand  
Encore E20. Fill in covering 12 canvas  
threads.



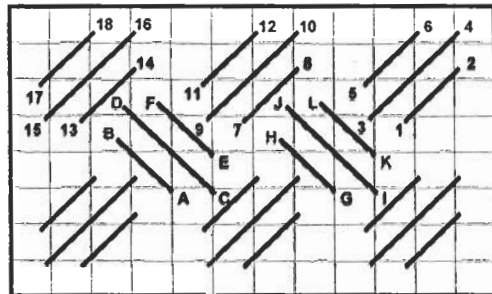
### Area #5: Leviathan Cross

with one strand of Panache PN33.  
Fill in with 3 rows  
covering 12.  
canvas threads



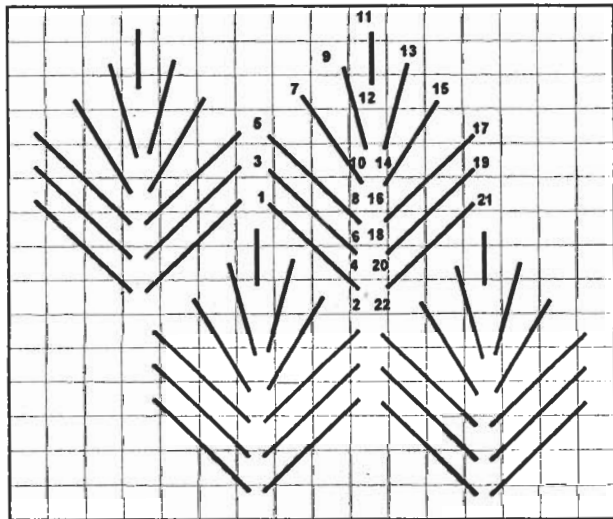
### Area #6: Hungarian Criss Cross

with one strand Encore E20.  
Fill in with 5 sets covering  
12 canvas threads.  
Compensate when  
necessary.



### Area #7: Leaf Stitch

with Panache PN15,  
filling in the remainder  
of the stocking.  
Compensate  
when necessary.



For more free patterns and  
information on our threads  
visit  
[www.rainbowgallery.com](http://www.rainbowgallery.com)