







Whirlpool

Designed for Rainbow Gallery by:

Laura J. Perin Designs
 26040 ELENA RD. LOS ALTOS HILLS, CA 94022 650-948-6768

For more designs by Laura J. Perin Designs,
 visit www.laurajperindesigns.com



Symbol	Materials
	<u>Rainbow Gallery's:</u>
	Overture, V103 - 'Emeralds'
	Fiesta!, F733 - Blue
	Fiesta!, F731 - Periwinkle
	Pebbly Perle, P57 - Marine Blue
	Nordic Gold, ND11 - Turquoise
	8' x 8' 18 ct. mono canvas, light blue or eggshell
	#22 tapestry needle
Design size on 18 ct. mono canvas: 4' x 4'	




STITCHING INSTRUCTIONS:



- Beginning at the center point, with one strand of ND11, create large Rhodes Star in center.
- With one ply of varigated Overture V103, work large and small triangles in Diagonal Satin Stitch.
- To complete the central block, with one strand of each Fiesta! color, fill in the alternating block areas of the large and small triangles, as shown on the main graph.
- Diagonal Satin Stitch the narrow border with one strand of P57 over 3 threads. Place small Rhodes Stitch squares in the corners, using one strand metallic ND11.
- Start the diamond border by working the varigated stitches first, then filling in with the noted Fiesta! colors. Work the center stitches of the diamonds with one strand metallic ND11. After stitching diamonds, outline them with ND11, adding a small cross in-between each one.
- Tent Stitch a single row of stitches around the diamond border, using one strand of Fiesta! F733. Note the directional changes of the stitches as you move from quadrant to quadrant.
- Work the next border with one ply varigated Overture, Diagonal Satin Stitching over 3 threads.
- Work the outer border with one strand Pebbly Perle P57, Diagonal Satin Stitching over 4 threads. With one strand of metallic ND11, place square Rhodes Stitches in border corners; place Rhodes Stars in center spaces within outer border.

DESIGN IDEAS: This design can be quickly worked as an insert to a velvet pillow, or as the insert for a wooden box. It can also be turned 'on point' and sewn as an ornament with a gold tassel attached to the bottom.

Whirlpool



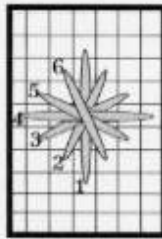
Diagonal
Satin Stitch



Tent
Stitch



Rhodes
Stitch



Rhodes
Star

Symbol	Materials
	Overture, V103 - 'Emeralds'
	Fiesta, F733 - Blue
	Fiesta, F731 - Periwinkle
	Pebbly Perle, P57 - Marine Blue
	Nordic Gold, ND11 - Turquoise

