







Holiday Square

Designed for Rainbow Gallery by:

LAURA J.  PERIN DESIGNS



Symbol	Materials
	Overture, V63 – "Forest" (1 ply) (or Encore E63 – 2 ply)
	Grandeur, 832 – Dark Green
	Grandeur, 826 Burgandy
	Grandeur, 899 Dark Ecu
	Fyre Werks, F38 – Red
	Nordic Gold, ND2 - Gold

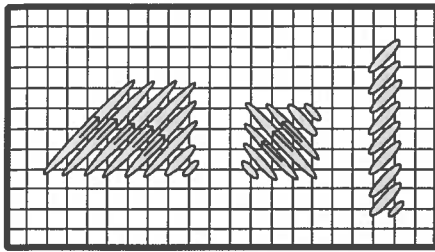
Design count: 74 x 74 threads
Design size on 18 ct. mono canvas:
4.5" x 4.5"

Stitching Instructions

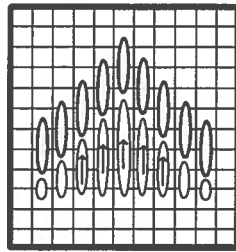
- Begin at the center point and Satin Stitch the middle diamond with 1 strand of red Fyre Werks. Continue working the rest of the star design with 1 ply of the variegated Overture (or 2 ply of the finer Encore), and 1 strand of metallic thread, as noted on the graph. Lay each Satin Stitch firmly: not too tightly or too loosely.
- Use 1 strand of dark ecru Grandeur to fill in the areas surrounding the center star.
- Use 1 strand of dark green Grandeur to stitch the narrow border around the center star design, going over 2 threads of canvas, in a Diagonal Satin Stitch. Use red Fyre Werks in corners.
- Work gold metallic zigzag border first (using 1 strand of Nordic Gold), then fill in with 1 strand of ecru Grandeur.
- With dark burgundy Grandeur, stitch inner border over 2 threads. Use 1 strand of Nordic Gold to stitch small corner blocks.
- Work checkerboard rows with alternating squares of 1 ply variegated Overture, and 1 strand of red metallic Fyre Werks; alternating corner squares use burgundy Grandeur instead of Overture.
- Diagonal Satin Stitch the gold narrow border with 1 strand of Nordic Gold.
- Stitch the wide outer green border over 5 threads, using 1 strand of dark green Grandeur.
- Satin Stitch the corner squares with 1 strand of the red Fyre Werks.

DESIGN IDEAS: This design can be quickly worked as an insert to a velvet pillow or a small box top. . . or turned "on point" and sewn as a Christmas ornament with a gold tassel attached to the bottom corner.







Holiday Square



Diagonal Satin Stitch



Straight Stitch

Symbol	Materials
	Overture, V63 – "Forest" (1 ply) (or Encore E63 – 2 ply)
	Grandeur, 832 – Dark Green
	Grandeur, 826 Burgandy
	Grandeur, 899 Dark Ecu
	Fyre Werks, F38 – Red
	Nordic Gold, ND2 - Gold

Be creative... use various types of threads and have fun!

Work bold gold zig zag stitches first to establish pattern, then fill in with rest of ecru straight stitches.

