

Tequila Sunrise



General Instructions:

- To keep work taut, stretcher bars or scroll bars are highly recommended.
- Start all threads with a waste knot on top of canvas; end all threads by weaving them into the back of existing work. Avoid carrying threads across the back of unstitched canvas.
- When using the variegated thread, stitch with 1 ply of the 4-ply cotton. Cut a length of thread, then separate it into 4 plies - but stitch with only 1 ply.
- When using the solid color Grandeur, stitch with the whole strand.
- Before attaching canvas to stretcher bars or scroll bars, mark your starting point in the center of canvas.
- When using metallic ribbons or braids, cut and stitch with shorter pieces to avoid fraying.
- NOTE: Each LINE on the graphs represents one THREAD of the canvas.

Stitching Instructions:

Center Stars: Find and mark the center of your canvas. From the center point, create the copper metallic Rhodes Star with 1 strand of Fyre Werks Soft Sheen FT21. Stitch the rest of the Rhodes Stars using 1 strand of Grandeur G808 (purple) and Grandeur G910 (orange). Lay copper Diagonal Satin Stitches between the Rhodes Stars, using 1 strand of Fyre Werks Soft Sheen FT21. Surround the Rhodes Stars with a variegated border of small triangles, using 1 ply of the (4-ply) Overture V26.

Golden Rays: Work the large copper Ray Stitches using 1 strand of Fyre Werks Soft Sheen FT21. Note that the stitches leave 3 canvas threads between each stitch.

Narrow Border: Outside the center block area, stitch a narrow border with 1 strand of Grandeur G851 (brown). At the centers and corners, add small copper triangles, using 1 strand of Fyre Werks Soft Sheen FT21. PLEASE NOTE: The border stitch direction changes in each quadrant of the design.

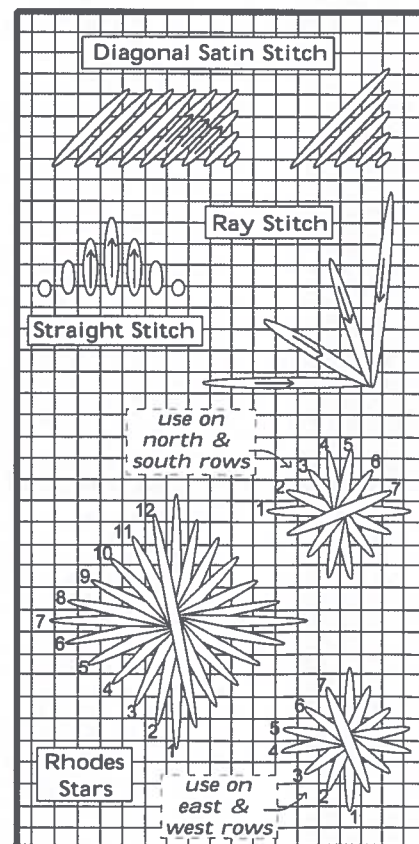
Starry Zig Zag Border: Straight Stitch the zig zag borders first, using 1 ply of the 4-ply variegated Overture V26. After the zig zag border is stitched, place purple and orange small Rhodes Stars inside the open spaces, using 1 strand of Grandeur G808 and Grandeur G910, as shown on the Main Graph. This border stitch changes direction in each quadrant, so turn BOTH the Master Graph and the canvas accordingly. In each corner, add a trio of copper Diagonal Satin Stitches, using 1 strand of Fyre Werks Soft Sheen FT21.

Wide Outer Border: Diagonal Satin Stitch the outer border, going over 4 threads of canvas and changing colors as shown on the Main Graph, using 1 strand of Grandeur G851, G808 and G910. At the centers and corners, add copper metallic accent triangles using 1 strand of Fyre Werks Soft Sheen FT21. PLEASE NOTE: The border stitch direction changes in each quadrant of the design.

[OPTIONAL: After all stitching is done, add some beads of your own color choice (I used gold beads) - wherever you want. I've shown a few places to put beads on the Main Graph.]

Finishing Ideas: This small square design can be inset in a pillow; put on a box top; set on point and made into an ornament; or put in a small frame. Have fun with it!

These are the different stitches used in this design:










Designed for Rainbow Gallery
by

LAURA J. PERIN DESIGNS

712 COLLEGE ST. HEALDSBURG, CA 95448 650-823-5373
website: www.ljperindesigns.com

Tequila Sunrise

Symbol	Materials	Alternate Colorway:	Design
	Overture (a 4-ply cotton), V26 - "Tequila Sunrise"	Overture, V32 - "Taos"	Count: 78h x 78w threads Size: 18 ct: 4.25"h x 4.25"w (Cut canvas at least 8" x 8") <i>This design can be done in lots of different colors, on lots of different canvas colors. Use pale, bright or dark thread colors on light, medium or dark canvas.</i> Pick your variegated thread first, then match solid colors and metallic threads to it. <i>Have fun playing with this design!</i>
	Grandeur, G851 - brown	Grandeur, G860 - lt sky blue	
	Grandeur, G808 - med. purple	Grandeur, G807 - lt purple	
	Grandeur, G910 - orange	Grandeur, G923 - med dark flesh	
	Fyre Werks Soft Sheen, FT21 - lt. copper	Fyre Werks Soft Sheen, FT48 - platinum	
	OPTIONAL: beads of your choice #22 tapestry needle 8" x 8" 18 ct. mono canvas, eggshell		



NOTE: Each LINE on this graph represents ONE thread of the canvas.